



This Issue *Venturing Out Edition #3*

- WQ Officer & Chairman Reports
- Virtual Quilt Shows, Lectures, & Classes
- WQ 2023-2024 Officers & Budget
- WQ Renewal Time
- Call for Entries
- Neighborly Guild Calendar



Westside Quilters Quarterly Meeting

Carole Lyles Shaw

“What is a Modern Quilt? The Myths and the Magic!”

Saturday, May 13, 2023

Business Meeting at 10am

Lecture at 11am. Zoom link open at 9:30am

A Zoom link will be sent to all members



Upcoming Workshops & More



- Back by popular demand, WQ has signed up for another weekend of **Global Quilt Connection Sampler Platter** sessions on **May 6 & 7**. Remember videos are available to view for 48 hours after each session. Zoom link will be sent to all members and is listed on page 4.
- Friday, **May 12th**, 9:30am-3:30pm “Stash Jazz/Stash Busters Improv Fun” workshop with Carole Lyles Shaw Registration is open until May 10th.
- **Carole Lyles Shaw** lecture “What is a Modern Quilt? The Myths and the Magic!” on Saturday, **May 13th**.
- **June 9th Jane Hauprich** lecture “How Do I Quilt This?”
- The merry month of May is WQ membership renewal time.
- Most meetings and most classes will continue on Zoom until the end of 2023.



GLOBAL LOVE DAY May 1st
“National Day” pictures are actual quilts.



PRESIDENT'S MESSAGE

My last WQ Newsletter column as WQ President... Very much a bittersweet thing. Your new President Terrie Dorio has been on the Board for a while now and will do an excellent job. She is smart, decisive and very efficient. I leave you all in very capable hands. I want to thank the Executive Board and all of you WQ members for putting up with an absent President, though with Zoom it has been pretty easy and efficient. Although I'm far away now I will not be leaving WQ. It still feels like my baby since Tina Nord and I founded it over 10 years ago and I will remain as Website and Social Media Manager. I'm excited that in the coming year we are starting to meet in person on a limited basis and in 2024 there will be more. I want to thank our Programs team of Barbara Marom-Pollack, Nancy Kawahara and Del Walker for leading us through this latter pandemic period and while Zoom has opened some wonderful opportunities for our Guild, I'm happy we are moving toward the time when we can all meet together face to face.



In the meantime, I am exploring guilds here in the Huntsville area and last week in the company of a friend attended my first meeting of the Huntsville Heritage Quilters. Picture a guild of 400 or so members, a huge quilt show every two years in the local Huntsville Convention Center, lots of charity quilts for local hospice groups and a bunch of organized challenges in a huge Church Parish Hall not far from us. The 30 odd people who participated in Show and Tell were all pretty traditional quilters - lots of kits and other people's designs. The program featured 4 members (maybe the only four?) who do art quilts. The work was amazing and I think I could find a niche here. I contacted one of the speakers whose work I especially liked and she has invited me to come to a meeting she holds monthly at one of the area quilt shops along with 10 other like-minded artists. We'll see if I have found my tribe. Meanwhile I'll also go check out the next meeting of the Rocket City (everything here is about rockets, space and NASA) Modern Quilt Guild the end of May.

Again, I'm not leaving Westside Quilters, just doing some exploring and that is what I think quilting is all about.

Sally Wright, President

**Here is the full roster of the WQ Board for 2023-24.
We will vote to confirm at the Quarterly meeting on May 13th.**

President - Terrie Dorio
Vice President - Pat Karasick
Secretary – Sonja Daniel
Treasurer - Karynn Dittmar
Membership - Erika Bradbury
Programs - Barbara Marom-Pollack, Nancy Kawahara, Del Walker
Philanthropy - Lisa Drew, Luann Jaffe, Virginia Marshall
Newsletter - Debbie Nussbaum
Website/Social Media - Sally Wright



WESTSIDE QUILTERS

Westside Quilters Budget for FY 23-24			May, 2023
			Budget
			FY 2023-24
INCOME			
Membership Dues			3000
Workshop Fees			3600
Guest Fees			0
Donations			500
Holiday Tea			0
Fabric Sale			500
TOTAL INCOME			7600
EXPENSES			
Administration			100
General Meeting Expense			1500
Government Fees			50
Donations			250
Membership Expense			500
Mileage reimbursement			0
Philanthropy Expenses			175
Post Office Box Rental			250
Printing/Promotion			100
SCCQG Dues & Insurance			300
Square Up Fees/Pay Pal Fees			100
Website			275
Workshop Expenses			4000
TOTAL EXPENSES			7600
NET INCOME/LOSS			0
Assuming two in person workshops for fy 23/24, others will be via Zoom			
General meeting assuming two virtual and two in person			

Hi Westside Quilters!

Please enjoy one of the perks of Westside Quilters membership! Learn about new “All Star” quilting instructors, all WQ members will be able to watch Global Quilt Connection’s Sampler on May 6th & 7th. Links to the programs are listed below, as well as, a list of instructors.



Saturday May 6, 12noon -3pm Pacific (3-6pm Eastern)

<https://youtube.com/live/a4AoGIZT0uY?feature=share>

Sunday May 7, 12noon -3pm Pacific (3-6pm Eastern)

https://youtube.com/live/cWR_ETYxngc?feature=share

- The same links can be used for 48 hours following each livestream to watch the recordings.
- You may share the link only with current guild members.
- You may not post the link in any public forum or anywhere on line.
- You may not sell tickets for this event.

A PDF with information about each presenter will forward that to everyone as soon as it becomes available.

Saturday May 6, 3:00 - 6:00 pm eastern

- **Jenny K. Lyon:** Sloppy Woppy Free Motion Quilting
- **Jan Doyle:** The Well-Read Quilt
- **Jamie Davis:** Mess to Masterpiece: the Science Behind Heirloom Quality Hand Appliqué
- **Linda Sullivan:** Easy Machine Applique Tips & Tricks
- **Carol Wilhoit:** Don't be Afraid to Machine Quilt with Metallic Thread!
- **Roxane Lessa:** Paint, Pencils & Fabric=Magic!
- **Diane Harris:** Maps for Scraps: StarQuar & Beyond
- **Brenda Gael Smith:** Zig Zag Pizzazz
- **Kena Dorsey:** The Big, the Bold, the Beautiful: Working with African Fabrics

Sunday May 7, 3:00 - 6:00 pm eastern

- **Sarah Goer:** Turning Small Scraps into Something Special
- **Jane Haworth:** Ever wanted to make a Quilt of your House in Fabric Collage?
- **Lisa Shepard Stewart:** Face Mask to Vintage Coin Purse - The Ultimate Repurpose!
- **Diane L. Murtha:** Fantastic Quilt Finishes
- **Scarlett Rose:** Bold Line Embroidery
- **Eleanor Levie:** Take Your Best Shot
- **Tammy Silvers:** Creating Curved Blocks without Curved Piecing
- **Ana Buzzalino:** Adding texture to monoprints with collagraphy
- **Rachel Derstine:** Strata Quilts: Create Texture and Movement

www.globalquiltconnection.com





A Friday Workshop with
Carole Lyles Shaw
www.CaroleLylesShaw.com

Friday, May 12, 2023
“Stash Buster Improv Fun”

Zoom link will be sent to all who have registered
\$80 for members, \$90 for non-members
Enrollment opens April 1st

What to do with that ever-growing pile of scraps and ‘leftover blocks’ left over from other projects? How about those ‘test blocks’ that weren’t quite perfect enough to go into your finished quilt? You paid a lot of money for the fabric—why not make those blocks into a quilt!

Well, this class is an easy answer to the stash busting & orphan block problem. We will start with a fast and easy approach and rapidly create improvisationally pieced blocks. You’ll leave with a couple of approaches for making improvisational blocks that will keep you from worrying about matching everything up.



From a pile of scraps to.....



....beautiful Improvisational Blocks like these to put into a modern quilt layout!



Then, using a provided pattern layout and solid or tone on tone fabrics, you will cut and piece these beautiful improvisational blocks into a modern quilt layout that you can arrange and even re-arrange to suit your style. The neutral fabric you choose will give you negative space to really show off those improvisational blocks.

During class, we will discuss modern quilting approaches using straight line quilting, improvisational quilting and other approaches that can be easily accomplished on your home machine. We will also discuss the use of quilting with threads in variegated, blending or contrasting colors.

MATERIALS LIST

Fabric	Small Lap	Large Lap
<i>Finished Size</i>	55" x 62"	68" x 83"
Scraps and Orphan Blocks	Gather leftover blocks and medium to large scraps. Scraps should measure a minimum of 5" x 5". Leftover blocks can be any size. A good amount to start with: scraps that will fill 4 or 5 gallon size plastic bags.	
Solids/near solids for blocks	1/2 yard	5/8 yard
Solids/near solids for borders	27/8 yards	3 1/2 yards
Backing (size includes extra inches for quilting)	65" x 72" (3 5/8 yards)	78" x 93" (6 1/2 yards)
Pieced Binding	Use scraps left from piecing to create a 254" long binding roll (1/2 yard)	Use scraps left from piecing to create a 322" long binding roll (5/8 yard)

ABOUT SOLIDS: Solid fabrics include solids and any fabrics that 'read' as solid or textured from a short distance. Moda Grunge or any line of mottled or blenders are excellent additions to your solids pile. Note that the solids/near solids can also be included in your scraps. You will use solids/near solids in your blocks. If you do not have sufficient borders yardage for the solids, combine similar or contrasting fabrics in this group of fabrics for your project. You can always create a scrappy pieced border—I will discuss this in class.

The Key Is To NOT Buy Brand New Fabric for This Project. If you have a smaller stash, talk to your quilt friends who want to de-stash.

General Sewing Supplies

- Sewing Machine
- Quarter-inch foot or patchwork piecing foot. Otherwise, be sure that you can sew an accurate quarter inch seam
- Neutral color thread for piecing (your choice of color)
- Rotary cutter with new sharp blade
- Quilt Rulers: short (12" long) and optional square ruler (8-1/2" square or larger)
- Cutting mat – minimum 12" square or larger
- Spray starch or starch alternative such as Best Press™, sizing or similar product

Preparation Tips

- **PLANNING A COLOR PALETTE:** My Stash Jazz quilts are very multicolor because that tends to be my style. However, you can choose your own style! You can create a limited or even monochromatic color palette.
- **SORTING SCRAPS:** Sorting your scraps by color & type before the class will save you time. So, I wanted to share a few tips for sorting your scraps and planning your quilt. **DON'T OVERTHINK:** When I'm sorting, I'm usually watching a movie. So, my mind is only halfway paying attention to the sorting—and that helps me do it FAST. Don't overthink or over plan. Sorting prints by color can be tricky. If there's a dominant color, go with that. If it is really multicolor, then just start a pile for that

type of print. When sorting your scraps by color, the scraps do not have to be the exact same shade or tint. In fact, variation in the colors can be fun. For example, you can choose greens that range from a blue green to almost chartreuse. More is better—you can always eliminate when you start making your blocks. Lighting makes a difference in how colors look—I will sort by a window so that I can see the colors in daylight.

- **LEFTOVER OR ORPHAN BLOCKS:** These blocks make a **wonderful** addition to a Stash Jazz quilt. The piecing mistakes or other issues will not be relevant. We will be cutting up these blocks. Just make sure they can be pressed flat.
- **PRINTS & SCALE:** If you are using prints, I suggest having a variety in scale. Large, medium and small prints mixed together will make a scrappy, lively quilt. However—if you want a more uniform look, then group scraps by the scale of the print.
- **PRINTS BY COLOR:** Sorting prints by color can be tricky. If there's a dominant color, go with that. If it is really multicolor, then just start a pile for that type of print.
- **BLACK & WHITE PRINTS:** I love throwing in some black & white (or black & off-white) prints with most, but not all, color palettes.
- **BACKING:** I will discuss how I use scraps to make a pieced backing. Set aside LARGE scraps (fat quarter or leftover yardage) for the pieced backing.
- **BINDING:** You do not have to make a binding in advance for the workshop. The notation on the pattern is meant as guidance that you can also use scraps to make the binding instead of purchasing new fabric. During the class, I will talk about how I make pieced bindings.
- **BATTING:** You do not need to buy or cut a batting in advance of the workshop.

Bio

Carole Lyles Shaw is a modern quilt designer, author and workshop teacher. Her lecture and trunk show introduces quilters of all backgrounds to the modern quilt movement. Carole dispels some of the myths and misunderstandings so you can understand and appreciate this new style of creative quilt expression. Her virtual workshops are lively and engaging for modern and traditional quilters of all levels. Her students say that Carole inspires them to be more creative and successful quilters.

Carole has taught in person classes for over 20 guilds across the US from 2015 to 2020, and in person for Mountain QuiltFest, Mancuso Quilt Festival and AQS Daytona. In 2020, she launched a series of highly successful virtual classes and membership program that attracted students from the US, Canada, UK, Ukraine, Portugal and Australia.

Carole started quilting over 20 years ago when she decided to make quilts for her nieces and nephews. She was mentored by the heirloom quilters of the African American Quilters of Baltimore.

Carole was recently featured as one of five designers in the Makers Issue of American Patchwork & Quilting magazine (August 2021 issue). Recently, she appeared in Today's Quilter; Love Patchwork & Quilting; Make Modern Magazine; American Patchwork & Quilting; Journal of The Modern Quilt Guild; and Patchwork Magazine [Germany]. She co-founded the Sarasota Modern Quilt Guild and served on the Board of Directors of The Modern Quilt Guild from 2015-2017. Carole is the author of **Madly Modern Quilts** and **Patriotic Modern Quilts** and modern quilt patterns.

Her work is found in private and public collections and have been juried into the Modern Quilt Guild Showcase at the 2018 International Quilt Festival in Houston; QuiltCon 2019; American Quilter's Society QuiltWeek in Paducah (September 2018); Modern Quilts: Redesigning Traditions at the Ontario California Museum of History and Art (2016) and the Modern Quilt Guild Exhibit at the Texas Quilt Museum (2016).

Questions? Email Carole carole@carolelylesshaw.com





A Friday Sew-In and Lecture

Jane Hauprich

<https://stitchbystitchcustomquilting.com/classesteaching/>

“How Do I Quilt This?”

Friday, June 9, 2023

Hours Sew-In starts at 10 am, Lecture starts at 11 am

A zoom link will be sent to all members

How Should I Quilt This? – This lecture is all about how to go about deciding how to quilt your quilt top. You will leave this lecture with ideas and tips on how to devise a quilting plan for your quilt tops. If we have time, we may be able to take some quilt tops from the audience to discuss. This lecture is always a fun one with show and tell throughout the talk.

Jane Hauprich is an award-winning long arm quilter that specializes in free motion custom long-arm quilting. She loves teaching free motion quilting to domestic quilters and longarm quilters. Jane is a Handi Quilter Ambassador, an Island Batik Ambassador and a Certified Superior Threads Threadologist.

Bio


Jane Hauprich lives on the Eastern Shore of Maryland. Jane first started piecing quilts in 1998. She has learned a lot since that time and most likely have a lot more to learn.

Jane has had a Handi Quilter Sweet Sixteen and then upgraded to a Handi Quilter Avante. She now own a Handi Quilter Capri and a Handi Quilter Amara with ProStitcher.

Jane specializes in free motion custom quilting. All of her custom quilting is free motion. While she does tend to use her ProStitcher for quilting edge to edge customer quilts. Her love of free motion stems from loving the creative side of quilting and you will more than likely find her at her long arm more often than her piecing quilts at her regular sewing machine anymore.

Hauprich’s quilting philosophy is.....”I believe that each quilt is special and deserves quilting that accentuates it’s beauty and uniqueness.”

Hauprich teaches free-motion quilting classes using your home machines, mid-arms, or longarms. These classes enable quilters to finish their own quilts. In each level of classes (beginners, intermediate or advanced) she teaches designs that include all over patterns, and designs that will fit into squares, triangles and sashings, so that when you are done with a class you will be able to quilt one of your own quilt tops using what you have learned in class.



**Westside Quilters Renewal Time.....
..... Yes, yes sign me up!!!**



It's membership renewal time...

This past year has been full of great workshops, lectures and fun time together. We, again, mostly met via Zoom but were fortunate enough to have an in-person tea in the backyard of Pat Karasick. Going forward, we will slowly be transitioning back to meeting in person. We will still have mostly Zoom workshops but some fun ones are scheduled to be in person at Sewing Arts Center.

We have a special announcement for membership renewal for the coming year - 2023-2024. Any person joining or renewing their membership during the month of May will be eligible for a random drawing for a gift certificate to Sewing Arts, one for \$100 and one for \$50. Drawing will be held on or around June 1. Great incentive to get your membership in this month. You can find the membership form at the end of this WQ newsletter and on the WQ website <http://www.westsidequilterslosangeles.org/>

Karynn

<p><u>National Autonomous Vehicle Day</u> May 31st</p> 	<p><u>National Creativity Day</u> May 30th</p> 	<p><u>National Do Something Good For Your Neighbor Day</u> May 16th</p> 
<p><u>National Nylon Stocking Day</u> May 15th</p> 	<p><u>National Apple Pie Day</u> May 13</p> 	<p><u>National Road Trip Day</u> May 26st</p> 
<p><u>National Odometer Day</u> May 12th</p> 	<p><u>National Fruit Cocktail Day</u> May 13th</p> 	<p><u>National Lost Sock Memorial Day</u> May 9th</p> 

Leadership.....

On to next year!

One of my jobs as Vice President of Westside Quilters is to fill any open positions on the Executive Board. This year it was a little tough, but we finally have a full Board. The membership of WQ will vote to confirm the new Board at the Quarterly meeting on May 13. Many thanks to everyone who agreed to join us (or stay longer).

- President - Terrie Dorio
- Vice President - Pat Karasick
- Secretary – Sonja Daniel
- Treasurer - Karynn Dittmar
- Membership - Erika Bradbury
- Programs - Barbara Marom-Pollack,
Nancy Kawahara, and
Del Walker
- Philanthropy - Lisa Drew,
Luann Jaffe, and
Virginia Marshall
- Newsletter - Debbie Nussbaum
- Website/Social Media - Sally Wright

I am looking forward to 2023-24 and meeting in person once again! We have a lot of wonderful programs coming up, just check Westside Quilters' website.

Terrie Dorio
Vice President



Gwenn Ok, May 13
Vicki Fisher-Lerer May 22
Karynn Dittmar May 31

**National
Candied
Orange
Peel Day**
May 4th



National Textiles Day May 3



Treasurer

Karynn Dittmar, Treasurer

OPENING BALANCE AS OF 5/25/22		6642.55
INCOME		
Membership Dues / Donations	2915.00	
Workshop Fees	2250.00	
Guest Fees	0.00	
Fabric Sale Fundraiser	0.00	
Amazon	55.41	
TOTAL INCOME		5220.41
EXPENSES		
Workshop Expense	2127.50	
General Meeting Expense	1300.00	
Charitable Contributions	160.00	
Bank Adjustment	0.35	
Administrative Expenses	0.00	
Membership Expenses	467.24	
SCCQG Insurance	256.00	
Website	242.33	
PO Box Rental	232.00	
Philanthropy / Ed. Expense	145.09	
Printing / Promotion / Admin.	0.00	
Square Up/Pay Pal Fees	60.68	
Government Fees	45.00	
TOTAL EXPENSE		5036.19
NET INCOME		184.22
CLOSING BALANCE as of 4/26/23		6826.77

Membership.....

Membership: SAVE THE DATE - The next Global Quilt Connection Sampler Platter is May 6 and 7. This is your chance to check out quilt teachers as they demonstrate what they teach in a workshop. A Zoom link will be sent out prior to the date and it's FREE!

Information at WQ website

www.westsidequilterslosangeles.org

Website and Social Media:

Courtesy of Pat Karasick photos from our recent lecture from Suzie Parron on "Barn Quilts" are now up on the website on the Photos page. If you missed the lecture, the photos illustrate her talk which made us all want to have Barn Quilts of our own. And as always, I encourage you to send photos of your recent work so it can be featured in the Weekly update and on the WQ Social Media pages.

WQ website at

www.westsidequilterslosangeles.org.

Sally Wright, Web and Social Media Manager

Treasurer's Report: Ways to pay for membership or workshops: (1) send in a check; (2) write your credit card number on the registration or membership form; (3) pay with PayPal using westsidequilters@yahoo.com; (4) PREFERRED - Zelle using treasurer@westsidequilterslosangeles.org. Or, you can always call me at (310) 641-4609 and give me your credit card number, no need to write it on your form. Karynn Dittmar

Philanthropy

Grab your 2 ½ in strips & let's make some quilts!

Shown below is the quilt we suggest making for Philanthropy this year. It's a great way to use up your strips & scraps!



(top made by Virginia)

As always, any quilts are gratefully accepted!

We are looking forward to our Philanthropy Day, in person at Sewing Arts on November 4th.


We still have batting available for philanthropy projects, please contact Luann if you need some.

If you have any questions please contact Lisa, Virginia, or Luann.



Directions

Half-Framed Four Patch Quilt 60"x60"



Fabric Requirement:
(2) 2 1/2" Strip Rolls


Shorting

Open the strip packs and sort the strips into like fabrics. Use one strip of two different colors for the four Patch, but keep two strips together of the same color for the frame.



Step One:

Sew two strips together using a 1/4" seam allowance. Press seams toward the darker value fabric.



Step Two:

Cut into 2 1/2" segments. From time to time, check to see that the end of the strip set is still straight by measuring from the seam.



Step Three:

Sew two segments together, alternating fabric. Press.



Step Four:

Sew one side of the Four Patch to a contrasting strip. Trim. Press toward toward the rectangles. Multiple blocks may be chain pieced onto a strip, then cut apart, trimming the strip even with the block as shown below.



Step Five:

Using the same strip, sew it to an adjacent side of the Four Patch as shown below. Again, several blocks may be sewn to one strip and then trimmed apart. Make 100 blocks.

Quilt Assembly


Layout the quilt arranging the blocks as you wish paying attention to scattering both color and values to different parts of the quilt.

Sew the blocks together into rows of ten. It may be easiest to pin the row of blocks to each other while they are laid out, then take the row to the machine to sew. Once sewn and pressed, return the row to the layout and gather the next row.

Finally, sew the rows together to complete the quilt top.

Quilting Ideas: The busy nature of this Four Patch quilt lends itself to an all-over design, in other words, one pattern repeating over the entire quilt. Either a free-motion design using a hopping foot with the feed dogs dropped or a straight-line design using a walking foot works nicely.

Begin quilting in the center of the quilt working your way out to the edges. Once complete, sew a basting stitch along the edge of the quilt to secure the layers. Trim the quilt to the edge of the quilt top using a rotary cutter and ruler



Calls for Entry May 2023

Continuing our notifications for ways to display your quilts and textile pieces to a wider audience...but right now, as always, before sending off your entry to any show, double check to make sure that the event is actually taking place. See below. Hopefully as 2023 progresses there will be more opportunities. Watch this space!

For some great information from a veteran on how to get your work shown see this blog entry from Sue Bleiweiss <https://suebleiweiss.blog/2018/06/14/getting-your-work-out-there/>

I also recommend this blog post from Lyric Kinard on how to choose venues to display your work - <https://lyrickinard.com/2019/05/showing-your-work-choosing-venues/>

Here are some suggestions for quilt entry photography from International Quilt Festival.
PHOTOGRAPHING YOUR QUILT FOR SUBMISSION

Having a great photo of your quilt - straight on, in focus, not on a bed or held up showing hands and feet, super important. There is lots of great info on quilt photography on line. Google!

Entering shows is not difficult, but to begin here are a few guidelines:

- Always make sure you read everything in the call including the calendar, requirements, rules, etc.
- Especially the rules! Will save headaches and disappointment later on.
- Keep a record on your entries so you won't be caught with a quilt needing to go two places at once. Having to remove a quilt from a show or exhibit because you misread the exhibition dates is a no-no. Ask me how I know...
- Don't be intimidated or depressed by a rejection! There are lots of different reasons why a quilt doesn't fit into a specific show. It is usually not because your quilt is bad!

The calls below are just a sample of the many opportunities out there. For more search "Fiber Art Calls for Entry" or "Quilt Calls for Entry"

Calls for International Quilt Festival Houston 2023 are out, too! All the info can be found at <https://www.quilts.com/enter-your-quilt/>

THE INTERNATIONAL QUILT FESTIVAL JUDGED SHOW (Formerly World of Beauty)

<https://www.quiltsjudgedshow.com>

Entry Deadline May 25, 2023

Information for the following Houston exhibits can all be found at <https://www.quilts.com/enter-your-quilt/>

HANDS ALL AROUND

Artists from all around the world incorporate influences from their own cultures into the design and technique of their quilts. This prestigious, long-running international showcase will include recent quilts by international artists who create works inspired by such.

Entry Deadline May 4, 2023

IN FULL BLOOM

Just as quilters create beautiful pieces of art with fabric, florists and gardeners cultivate works of beauty from the soil. The International Quilt Festival will showcase floral quilts from across the spectrum in color and splendor in the special exhibit. This exhibit will premiere at the International

Quilt Market and Festival/Houston. We would also like to retain quilts for a possible exhibit at International Quilt Festivals in 2023.

Entry Deadline May 4, 2023

IN THE AMERICAN TRADITION

Contemporary quiltmakers often look to the art form's rich tradition and history for inspiration in their own works. This exhibit features recently-made quilts that incorporate traditional blocks, styles, and/or techniques.

Entry Deadline May 18, 2023

LANDSCAPE QUILTS

From valleys and volcanoes to mountains to monuments, landscapes often inspire artists, including many in the quilt world. This expansive exhibit will showcase stunning geographical wonders.

The call closes on May 18, 2023.

TACTILE ARCHITECTURE

Buildings have a long history of inspiring the creative designs of quiltmakers. In the 19th century, American quilters developed classic architectural patterns such as Log Cabin, Schoolhouse, and Brick Wall. This annual juried exhibit challenges quiltmakers to create works based on architectural themes and inspirations. The quilt may be Traditional, Modern, or Art.

Entry Deadline June 2, 2023

And other calls...

Texas Quilt Museum -"All Creatures Great and Small"

Creatures play a huge role in our lives. The creatures we surround ourselves with influence our everyday lives. They help set the mood of our lives. Creatures surrounds us, enfolds us, cheers us, protects us, delights us.

We are eager to see your creature-inspired quilts created since 2018 for the new Texas Quilt Museum call: All Creatures Great and Small. Juried by Karey Bresenhan and Nancy O'Bryant Puentes. The call is open for both art quilts and traditional quilts expressing the many creatures of our daily lives. Quilts must be a minimum of 24 inches on the shorter side.

http://www.texasquiltmuseum.org/assets/creatures-great_submission-information_10062022_vcm.pdf

Entry opens February 15, 2023 and ends May 17

AQS Quilt Week, DES MOINES , September 30, 2023

[American Quilter's Society - AQS Quilt Contests](#)

Entry Deadline May 2, 2023

No Boundaries, Virginia Quilt Museum- July 11 - October 7, 2023

Artists are invited to interpret the theme "No Boundaries" in an original piece of fiber-based artwork. Boundaries can keep things in or keep things out. They may be physical, geographical, or even emotional. This exhibit asks artists to explore the creation of art with "No Boundaries". Artwork will be considered in any media but MUST contain a minimum of 25% fiber component or fiber techniques. <https://www.vaquiltmuseum.org/service/no-boundaries-small-works-fiber-exhibition>

Entry Deadline May 15, 2023

Excellence In Quilts, Fall issue of Fiber Art Now <https://www.fiberartnow.net/calls/>

Fiber Art Now invites artists to submit their artwork to *Excellence In Quilts 2023*. We are looking for contemporary quilts of original design that show inventiveness and mastery of techniques. *Excellence In Quilts* will appear in the fall 2023 issue of *Fiber Art Now* to be released in early October 2023.

Selected quilts will be eligible for the onsite exhibition at the Texas Quilt Museum, May 2 through August 31, 2024. We are fortunate to have award-winning quilt artist Sue Benner as the juror for this exhibition. *Call opens May 1. Entry Deadline May 31*

Cherrywood Challenge 2023 - "Monarch". The iconic Monarch butterfly is in trouble. In the summer of 2022, it was put on the Endangered List. Let's change that. Not only can you plant the seeds of milkweed, you can plant the seeds of creativity. Can you do it with eight colors? We encourage you to use your creativity and think outside the box.

<https://cherrywoodfabrics.com/pages/monarch-cherrywood-challenge>

Entry Deadline June 15, 2023.

2023 Quilts Unlimited. View Arts Gallery, Center for Arts and Culture, Old Forge NY.













https://artist.callforentry.org/festivals_unique_info.php?ID=11795m

Entry Deadline August 20, 2023.

Questions?

Sally Wright sally@sallywrightquilts.com



<p><u>National Love A Tree Day</u> May 16th</p>		<p><u>National Paper Airplane Day</u> May 26th</p>		<p><u>National Twilight Zone Day</u> May 11th</p>	
<p><u>National Archery Day</u> May 13</p>		<p><u>National Mother Goose Day</u> May 1st</p>		<p><u>International Kangaroo Care Awareness Day</u> May 15th</p>	
<p><u>National Smile Day</u> May 31st</p>		<p><u>National Maritime Day</u> May 22nd</p>		<p><u>Geek Pride Day</u> May 25th</p>	
<p><u>National Learn To Swim Day</u> May 20th</p>		<p><u>World Bee Day</u> May 20th</p>		<p><u>National Rescue Dog Day</u> May 20th</p>	



A NEIGHBORLY GUILD CALENDAR

May 2023	
May 3 Santa Monica Quilt Guild www.santamonicaquiltguild.org	Eleanor Levie, Lecture: "Not Just for Mother's Day"
May 10 Glendale Quilt Guild www.glendalequiltingguild.org	Sarah Goer Program: Rules and Options of Planned Improv Piecing
May 12 Westside Quilters www.WestsideQuiltersLosAngeles.org	Carole Lyles Shaw Workshop: "Stash Busters"
May 20 African American Quilters of Los Angeles www.easysite.com/aaqla	Meeting – third Sunday of the month
May 7 San Fernando Valley Quilt Guild www.sfvqg.net	Sew Day
May 8 LA Modern Quilt Guild www.LAMQG.org	Meeting
May 16 & 17 South Bay Quilters Guild www.southbayquiltersguild.org	Susy Nash Lecture: "Crazy About Collage – My Journey" Workshop: Crazy about Laura Heine Collage
June 2023	
June 9 Westside Quilters www.WestsideQuiltersLosAngeles.org	Jane Hauprich Lecture: "How Do I Quilt This?"
June 11 & 12 San Fernando Valley Quilt Guild www.sfvqg.net	Paul Neumann Lecture: "Piecing a Life Together" Workshop: Featherweight Maintenance
June 12 LA Modern Quilt Guild www.LAMQG.org	Meeting & lecture:
June 14 Glendale Quilt Guild www.glendalequiltingguild.org	Linda Sullivan Program: "My best tips & tricks to perfect precision piecing"
June 18 African American Quilters of Los Angeles www.easysite.com/aaqla	Meeting – third Sunday of the month
June 20 South Bay Quilters Guild www.southbayquiltersguild.org	Pot Luck Party
June ?? Simi Valley Quilt Guild www.simivalleyquiltguild.org	TBD
June ?? Santa Monica Quilt Guild www.santamonicaquiltguild.org	TBD

National Eat What You Want Day May 11



At Home and Surfing the Internet & some venturing out *(Temporarily replacing OUT AND ABOUT)*

Long Beach Modern Quilt Guild - “Perspectives 2023: A Fiber Art Exhibition” at the Zena and Paul Gatov Gallery in the Alpert Jewish Community Center located at 3801 E. Willow Street, Long Beach. **May 3rd to 30th**. M to Th (6 am to 9 pm), F (6 am to 6 pm), and Sat. & Sun. (7 am to 5 pm). Admission is free. For more information regarding “Perspectives 2023: A Fiber Art Exhibition”, contact Jeff Warner, Exhibit Chair, 562- 508-6509, litedesiner@hotmail.com

Pasadena Museum of History – March 8 to Sept 10, 2023 470 West Walnut St. Pasadena, CA 91103 pasadenahistory.org

“Quilts – Community Stitches: Designs & Stories” Community Stitches features more than 60 quilts representing over 180 years of quilt-making in America. Curated by Arlene Stevens and Leah Zieber of the California Heritage Quilt Project, highlights include treasurers from PMH’s extensive textile collection along with select pieces on loan.

Visions Art Museum in San Diego has announced its 2023 call for entry for **Interpretations 2023** the museum’s 24th international juried exhibition. <https://interpretations2023.artcall.org>

Upcoming classes from **Tara Faughnan**...

<https://tarafaughnan.com/pages/workshops?fbclid=IwAR3ZdHveBUyZuS4g3S3gZhcMKdR3W9W3CJ-eBbn1EnkB8dqqOTADajYQSMY>

Quilting Arts podcasts? <https://www.quiltingdaily.com/category/quilting-arts-podcast/>

See the Speaker Calendar of the Southern California Council of Quilt Guilds for additional events. Go to www.sccqg.org scroll down to the bottom of the homepage and click on the box “Speakers” and see other SCCQG guilds and speakers into 2023

Editor’s Note:

I’m excited about attending a 5-day quilting retreat. Still trying to find that perfect picture of a flower that I will turn into an art quilt. I’m determined to only use fabrics from my stash, we’ll see how that goes.

Stand by for my update and review in the June WQ newsletter.

Keep Stitching, Stay Safe and Stay Healthy.....

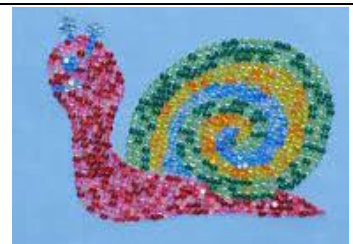
Debbie Nussbaum
Newsletter Editor



National Space Day
May 5th



National Escargot Day
May 24th



Executive Board Minutes, April 22, 2023

11 in attendance

1 excused

President – Sally called the meeting to order. This is her last board meeting. Congratulated Terrie on taking over. Sally reported on her quest for quilting guilds in Huntsville, Al.

Vice-President – Karynn will contact Ericka and transfer the necessary files. There was a discussion about filling in the secretary's job. (Late breaking news- Sonja Daniel has volunteered for the job).

Secretary -Pat thank you everyone for speaking up and being succinct.

Treasurer- Karynn reported that we have \$6840.07 in the bank.

Membership- Karynn said that there is nothing new to report. Membership form needs to be updated to reflect the current year.

Programs- Barbara stated that there was a good turnout for the last lecture about Barn Quilts. Next thing coming up is Global Connection May 6 & 7. Nancy will send out the links.

Deadlines announced for Carole Lyles Shaw, May 4 with a final date of May 10. Carole handles her own Zoom and needs the list ahead of time. Class enrollment is 4 so far. Class needs 10 to break even.

Del will run the general meeting Zoom. Carole is lecturing on "What makes a quilt modern?"

June 9- Sew-in with Jane Haupich, Lecture "How do I quilt this?"

June 17- Pop-up class with Rachel Prentiss, Japanese rice bag. Class limited to 20. Free. Will be announced at May meeting. Rachel will receive a \$100 gift certificate to Sewing Arts Center. Class is 3 hours long.

July, usually dark will have a class with Susanne Cole at Sewing Arts Center. Class will be \$30. Rental for the classroom is \$250.00. Susanne is charging \$300.00. Class will be 3 hours long 10:00 A.M. -1:00 P.M. on a Saturday. Supply list will be available soon.

Fred has been contacted to provide for hybrid meetings.

Brief recap of next year, only a few teachers left to contact.

Philanthropy- Luann has a few quilts to be delivered. This year's suggested pattern will be posted in the newsletter. There are 10 tables in SAC classroom, plenty of space to layer quilts.

Newsletter- Deadline April 27, 2023.

Website: Sally is again requesting photos; projects do not need to be completed. Photos should be sent to Del and Sally. Photos from last event have been posted.

New Business- Happy Earth Day

Next Board meeting: Thursday, 7:00 P.M. PST Zoom * first time evening meeting.

Meeting closed at 11:00 A.M.

Respectfully submitted,

Pat Karasick





WESTSIDE QUILTERS

Membership Form

June 1, 2023 to May 31, 2024

PLEASE WRITE CLEARLY and MAKE SURE YOU INCLUDE YOUR EMAIL ADDRESS

Name	Birthday
Address	
City/State/Zip Code	
Home Phone	Cell Phone
Email:	
Occupation	Retired? From?
Member of Mini-Group?	Interested in joining a mini-group?

Renewal Membership

New member

Annual Membership Dues to May 31, 2024 (dues are not tax deductible) \$50.00

Fully Tax-Deductible Charitable Donation..... _____

Total Amount Enclosed _____

Members of Westside Quilters (WQ) may participate in all Guild activities, have the right to vote, hold elective or appointed office, attend General Meetings without fee, and register for workshops at member rates. WQ members pledge to perform a few service hours each year.

For renewing members, please indicate your contributions this past fiscal year:

- Served on the Executive Board or a volunteer committee.
- Engaged in philanthropic quilting activities (WQ or other organizations).
- Assisted at general meetings of workshops or field trips.
- Contributed to the WQ newsletter or distributed promotional WQ material.
- Other activities _____

Members can pay with a check, cash, credit card, PayPal (westsidequilters@yahoo.com) or Zelle - preferred - (treasurer@westsidequilterslosangeles.org). If paying by credit card, please fill in the information below:

American Exp. Master Card Visa

Credit card number _____ Name as it appears on card _____
Expiration date _____ CVV _____ Billing Zip Code _____

Please sign and complete this application. Mail to Westside Quilters, PO Box 641925, Los Angeles, CA 90064 or email to westsidequilters@yahoo.com.

Signature _____ Date _____

Westside quilters is a Federal 501(c)(3) tax-exempt public charity. The effective date of exemption is June 17, 2010, as specified in the determination letter dated May 26, 2011.